

PLANTS AT WORK

MIRIAM KÖPF



AN INSPIRATIONAL GUIDE TO
GREENTERIOR DESIGN

avedition

04

Preface

08

Plant talk with Miriam

18

Interiors with plants

104

Q&A's greentterior design in practice

160

Plant worlds

202

About Miriam

204

Imprint/Thanks

INTERIORS WITH PLANTS

- 20 Planta, Designplus
- 24 Plant Appointment, MAS
- 30 Green Clouds, Robi Wache
- 34 Pastell Lounge, Vector
- 40 Urban City Greenery, Out Of Office
- 46 Color Points, Ziegenbein
- 52 Firestarter, Vector
- 58 Rough Meets Delicate, Citizen Long
- 60 Studio Plants, Phoenix
- 66 vMove, Vector
- 68 New Working Worlds, Leonhard
- 72 Classy Lounge, Zindel
- 76 vGrow, Vector
- 82 Plant Shelf, Heardis
- 84 Moving Green, Vector
- 86 The Plant Grid, Hakro
- 92 House of Health, AOK
- 96 Palm Garden, Out Of Office
- 98 Plant Curtains, Vector

PLANT WORLDS

- 162 Pattern Conference
- 166 Red Family
- 170 In Line
- 174 Paradise Palms
- 178 Jungle Fizz
- 182 Gray Scales
- 186 Magnificent Desert
- 190 Retro Story
- 194 Blossoms of Green
- 198 Neo Neon

Q&A'S GREENTERIOR DESIGN IN PRACTICE

- 106 Why integrate plants?
- 108 Air freshener
- 110 Silencer
- 112 Privacy protector
- 114 Expression amplifier
- 116 Happiness maker
- 118 Living beings

- 120 Where to use plants?
- 122 Lights, camera, action
- 124 Space dimensions
- 126 Group love
- 128 Plan your plants
- 130 Story plants

- 132 Which plants to choose?
- 134 Fitting the container
- 140 Building volumes

- 142 What do I plant in what
and who is to take care
of them?
- 144 Substrate systems
- 146 Expanded clay
- 148 Form follows function?
- 150 Rotating towards the light

- 152 When is the best time
for what?
- 154 Installation
- 156 Care instructions
- 158 Documentation

Interiors with plants

There is no need to dig deep to pursue the desire for green oases that serve as a retreat or inspirational meeting place in our everyday working lives. Plant installations are used to create zones and areas.

In combination with materials, colors and furniture, they are a living design tool. This chapter shows examples of my work, introduces their special features and describes the components.

In each case, the room concept and plant idea by Phyllis is presented together with the plant containers and substrates that have been used, as well as the location, maintenance and dimensions.



Planta – Designplus



The vintage sideboard has some new colored drawers in which planted glass pots have been inserted.



Name	Planta	Client	DESIGNPLUS GmbH, 2015
Concept	planted vintage sideboard and colorful wooden columns in various designs to separate the working areas	Container	bespoke colorful wooden columns, closed inner standard pots made of plastic filled with soil and drainage
Conditions	low indirect light	Plants	mix of jungle and desert themes
Care	water about once a week, fertilize regularly	Setup	Schreinerei Pflug, Gärtnerei Schäfer
Interior	DESIGNPLUS + Phyllis	Photography	Gordon Kölmel



Name	vMove	Client	Vector Informatik GmbH, 2018
Concept	greentterior design for the gym, plants at focal points in the room; the structure is inspired by the mesh materials of sportswear	Container	manufactured from perforated plate. Lasered, bent and powder coated. Inner containers made of acryl glass, hydroculture
Conditions	low to medium indirect light, equipped with additional LED daylight spots	Plants	jungle mix
Care	water about every 2 weeks, fertilize regularly	Setup	raumwerk productions, Objektbepflanzung J. Reiffer Ernst Kienzle GmbH & Co. KG
Interior	Bottega + Ehrhardt Architekten GmbH	Photography	David Franck

vMove – Vector



Above: neon-colored philodendron scandens as a wall mounted greening system with manual irrigation. Below: detail of the mesh structure of the plant containers in the fitness area.

Classy Lounge – Zindel



CLASSY LOUNGE



The owners of the architectural office attached great importance to an elegant zone for relaxation and inspiration in everyday office life. In the middle of the work areas, a large group of Strelitzia borders the corner sofa and forms an airy leaf back wall.

Plant Shelf- Heardis



Name	Plant Shelf	Client	HearDis! GmbH, 2016
Concept	the dining area is separated from the bathrooms by a densely planted shelf	Container	hand painted terracotta pots, soil
Conditions	medium indirect light, dry air due to proximity to the heating pipes	Plants	a mix of various low maintenance plants
Care	water about once a week, fertilize regularly	Setup	Gärtnerei Schäfer
Interior	Seebald. Studio für Architektur und Gestaltung, Janusch Munkwitz, Miriam Köpf	Photography	David Franck



The hand-painted terracotta pots and the colorful mix of plants stand densely packed on the shelves and shield the entrances to the bathrooms.




PLANT WORLDS

Plant Worlds



Photography: Stefan Hohloch
Ikebana: Karolin Kornelsen



Inspired by a color, a structure or a theme, how do you go about finding plants that underline the style of a space?

I search for the right plant or plant combinations for every new project with a level-headed viewpoint. Trends and availability in the nurseries influence the selection and are often the source for new inspiration. Different varieties of well-known plants, rediscovered old varieties or plants with changing seasonal appearance, such as flowers, all influence the direction that I choose to take.


Popular plant combinations such as the jungle theme, variegated plants with retro charm or a group of succulents and cacti, are compiled on the following pages to show the hidden details to be found in plants. Their natural and expressive aesthetics will captivate even the biggest plant skeptic.

PATTERN





CONFERENCE



Plants	1 – Schefflera actinophylla “Gold Capella” 2 – Chlorophytum comosum 3 – Dracaena surculosa 4 – Dracaena fragrans “Lemon Line” 5 – Philodendron scandens “Brazil”
Special power	Leaf colors spread good vibes, strong effect in combination with plain, smooth surfaces.
Dimensions	upright, creeping, trailing and hanging
Lighting	500-1500 Lux Thrives in medium to bright indirect light, but can tolerate low indirect light. The more light, the more patterns.





JUNGLE



FIZZ





8

Plants	1 – Philodendron squamiferum 2 – Dracaena surculosa 3 – Philodendron stenlobum “Narrow Escape” 4 – Philodendron erubescens “Imperial Red” 5 – Monstera deliciosa 6 – Raphidophora tetrasperma “Mini Monstera” 7 – Anthurium andreanum 8 – Monstera karstenianum 9 – Syngonium podophyllum 10 – Monstera obliqua
Special power	Trails and grows very quickly, creating a lush and dense effect. Smells like the jungle.
Dimensions	upright, climbing, trailing
Lighting	500-1500 Lux Thrives in bright to medium indirect light. Not suited for intense, direct sun, but can adjust to it.

ABOUT MIRIAM KÖPF

The botanical design studio of the founder Miriam Köpf has been operating under the name Phyllis since 2015, specializing in the development of plant installations in working environments.

In her work with room greenery as the connector between architects and plant nurseries, she designs individual plant containers and objects, advises interior designers on existing and new room concepts and communicates her working methods to interior design students. She uses plants like a living material. Her concepts reflect man's longing for nature and complement the design statement of the living material. Her clients include agencies, architects, companies, stores and private individuals.




Photography:
Stefan Hohloch

Plants change working worlds,
they bring naturalness and style and
improve the climate of a room. Their
shape, colour and growth pattern
make them a living design material.

Whether in an open-office plan, co-working space
or in the staff lounge, the positive effect from plants on
people is visible and tangible. This book is aimed at all
those who want to design interiors with plants with current
examples of working spaces, artistic plant compositions
and insights into the design of plant containers.

Miriam Köpf is a product designer and has been
working as a greentexterior designer since 2015. Through
her background knowledge from exemplary projects,
she has discovered the link between interior design and
botany. Her colorful and conceptual approach is her
trademark. She works in close cooperation with architects
and nurseries and aims to shape and manifest the
concept of greentexterior design.

PLANTS AT WORK		<div>ISBN 978-3-89986-346-8</div>  <div>9 783899 863468</div>
AN INSPIRATIONAL GUIDE TO GREENTEXTERIOR DESIGN	978-3-89986-346-8 39 € (D) / 45.00 US \$	